Service

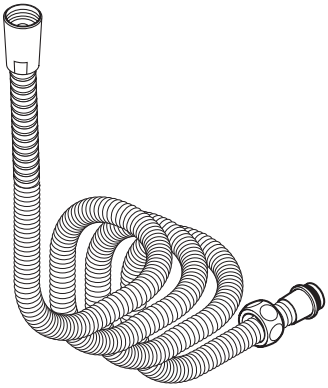

94148000

hansgrohe

DE Bei der Montage müssen zur Vermeidung von Quetsch- und Schnittverletzungen Handschuhe getragen werden.
Das Reinigen wiederholen, wenn im Laufe der Zeit der Auszug schwergängig wird.

FR Lors du montage, porter des gants de protection pour éviter toute blessure par écrasement ou coupure.
Répétez cette action lorsque l'extraction devient difficile.

EN Gloves should be worn during installation to prevent crushing and cutting injuries.
Repeat cleaning when pull out becomes difficult.

IT Durante il montaggio, per pevitare ferite da schiacciamento e da taglio bisogna indossare guanti protettivi.
Questa azione di pulizia deve essere ripetuta in caso, con il passare del tempo, l´apertura della placca diventi difficoltosa.

ES Durante el montaje deben utilizarse guantes para evitar heridas por aplastamiento o corte.
Repetir la limpieza, cuando el tiempo aumenta la resistencial al extraerlo.

NL Bij de montage moeten ter voorkoming van knel- en snijwonden handschoenen worden gedragen.
U kunt deze handeling herhalen indien na verloop van tijd het uittrekken van de douche wat zwaarder gaat.

DK Ved monteringen skal der bruges handsker for at undgå kvæstelser og snitsår.
Venligst gentag rengøringen såfremt udtrækket med tidcnbliver trægt.

PT Durante a montagem devem ser utilizadas luvas de protecção, de modo a evitar ferimentos resultantes de entalamentos e de cortes.
Limpe ontra vez se for ainda aificil de puxar can o tempo.

PL Aby uniknąć zranień, takich jak zgniecenia czy przecięcia, podczas montażu należy nosić rękawice.
W przypadku, gdy wyciąg pracuje z wysiłkiem, powtórzyć czyszczenie.

CS Pro zabránění řezným zraněním a pohmožděninám je nutné při montáži nosit rukavice.
Opakovat čištění, pokud je po čase vytáhnutí obtížné.

SK Pri montáži musíte nosiť rukavice, aby ste predišli pomliaždeninám a rezným poraneniam.
Zopakujte čistenie, ak sa v priebehu času sťažilo vyťahovanie.

ZH 装配时为避免挤压和切割受伤，必须戴上手套。
当手持花洒随着时间的推移变得抽拉困难时，重复上述清理工作。

RU Во время монтажа следует надеть перчатки во избежание прищемления и порезов.
Повторите очистку, если со временем вытягивание затрудняется.

HU A szerelésnél a zúzódások és vágási sérülések elkerülése érdekében kesztyűt kell viselni.
Ismételje meg a tisztítást, ha időközben elnehezül a kifolyás.

FI Asennuksessa on käytettävä käsineitä puristumien ja viiltojen aiheuttamien tapaturmien estämiseksi.
Toista puhdistus, jos ulosveto tulee ajan kuluessa raskaaksi.

SV Handskar ska bäras under monteringsarbetet så att man kan undvika kläm- och skärskadorgen werden.
Upprepa rengöringen om utdragsenheten börjar bli trög.

LT Apsaugai nuo užspaudimo ir įsipjovimo montavimo metu mūvėkite pirštines.
Valyti pakartotinai, jei ištraukti būna vis sunkiau.

HR Prilikom montaže se radi sprječavanja prignječenja i posjekotina moraju nositi rukavice.
Ukoliko nakon nekog vremena voda i dalje slabo istječe, ponovite čišćenje

TR Montaj esnasında ezilme ve kesilme gibi yaralanmaları önlemek için eldiven kullanılmalıdır.
Zaman için dışarı çekme zorlaşırsa temizliği tekrarlayın.

RO La montare utilizați mănuși pentru evitarea contuziunilor și tăierii mâinilor.
Curățați aparatul dacă furtunul nu se mai poate extrage ușor.

EL Για να αποφύγετε τραυματισμούς κατά τη συναρμολόγηση πρέπει να φοράτε γάντια.
Επαναλάβετε τον καθαρισμό, εάν καταστεί δύσκολη η έξοδος νερού στη διάρκεια του χρόνου.

SL Pri montaži je treba nositi rokavice, da se preprečijo poškodbe zaradi zmečkanja ali urezov.
Izvlečno prho ponovno očistite, če jo je težko izvleči.

ET Kandke paigaldamisel muljumis- ja lõikevigastuste vältimiseks kindaid.
Puhastage uuesti, kui väljatõmbamine raskemaks muutub.

LV Montāžas laikā, lai izvairītos no saspiedumiem un iegriezumiem, nepieciešams nēsāt cimdus.
Tīrīšana atkārto, ja laika gaitā izvilkšana kļūst apgrūtinoša.

SR Prilikom montaže se radi sprečavanja prignječenja i posekotina moraju nositi rukavice.
Ukoliko nakon nekog vremena voda i dalje slabo ističe, ponovite čišćenje.

NO Bruk hansker under montasjen for å unngå klem- og kuttskader.
Gjenta rengjøringen hvis det er vanskelig å ta ut uttrekkeren .

BG При монтажа трябва да се носят ръкавици, за да се избегнат наранявания поради притискане или порязване.
Повторете почистването, ако в течение на времето изтеглящата се част стане трудно подвижна.

SQ Për të evituar lëndimet e pickimeve ose të prerjeve gjatë procesit të montimit duhet që të vishni doreza.
Përsërisni pastrimin nëse me kalimin e kohës vështirësohet nxjerrja e dorezës së zgjatur.

AR يجب إرتداء قفازات لليد أثناء التركيب لتجنب
حدوث أخطار الإنحشار أو الجروح.
كرر التنظيف كلما تعذر خروج الماء.

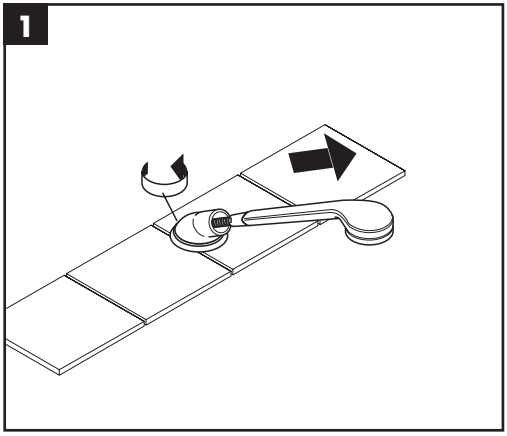
1

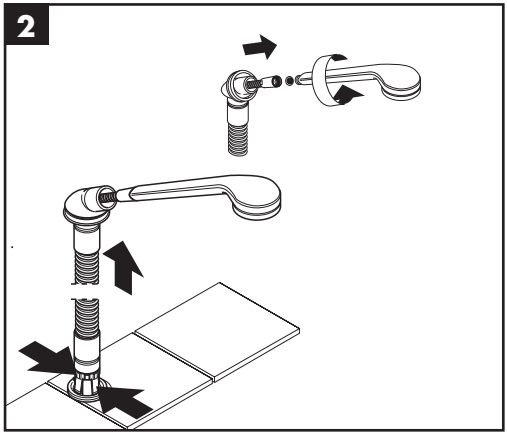
2

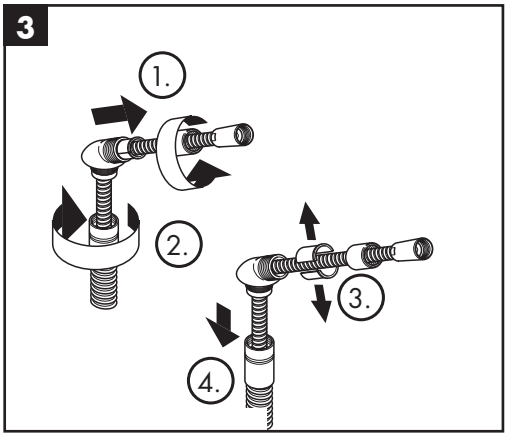
3
1.
2.
3.
4.

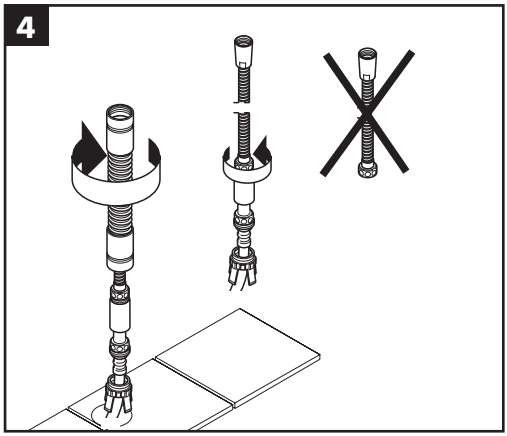
4

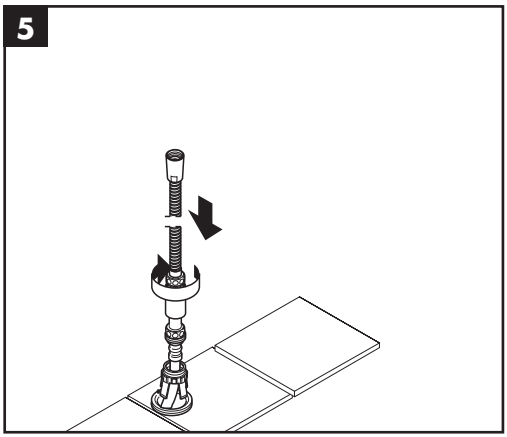
5

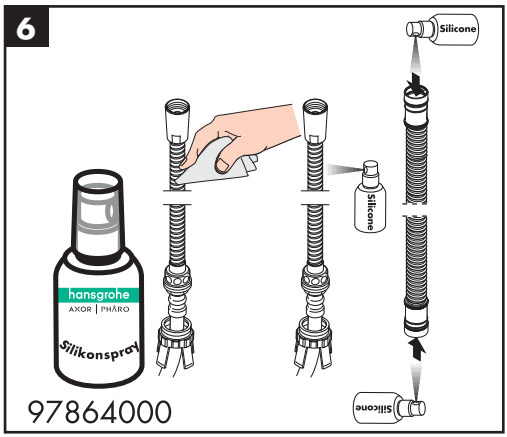
6
Silicone
Silicone
hansgrohe
AXOR | PHARO
Silikonspray
97864000
Silicone

7

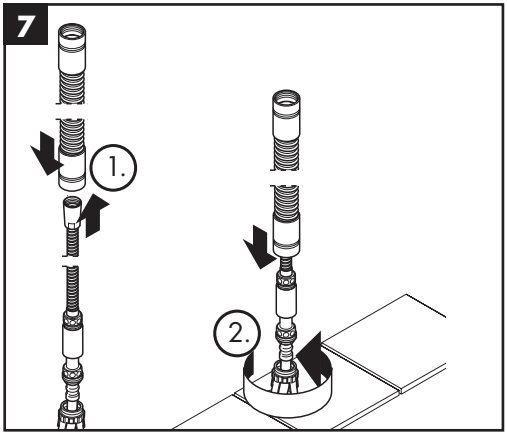

8

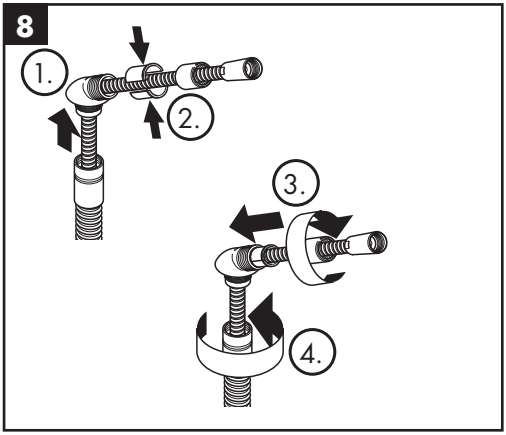

9

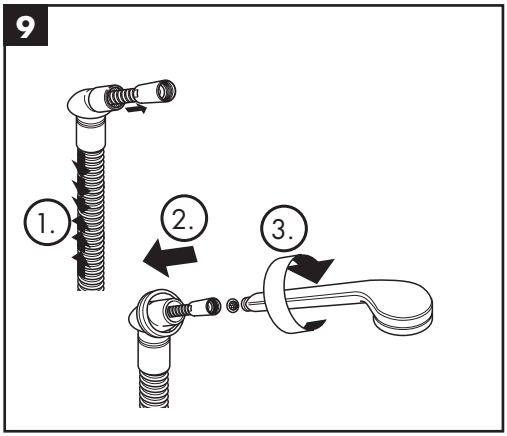

10

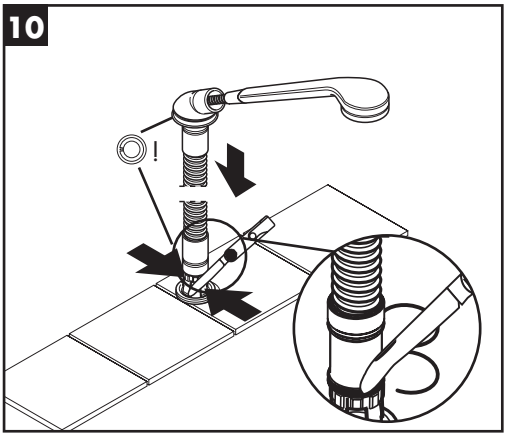

11

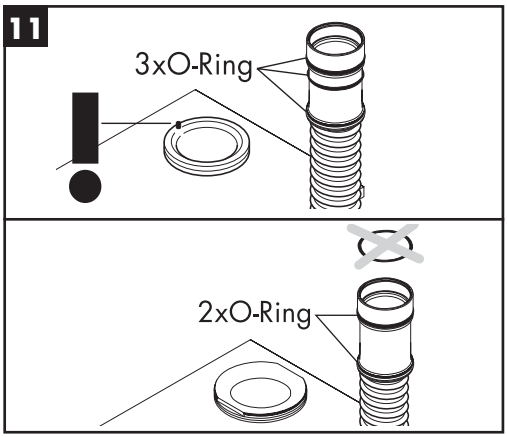

12

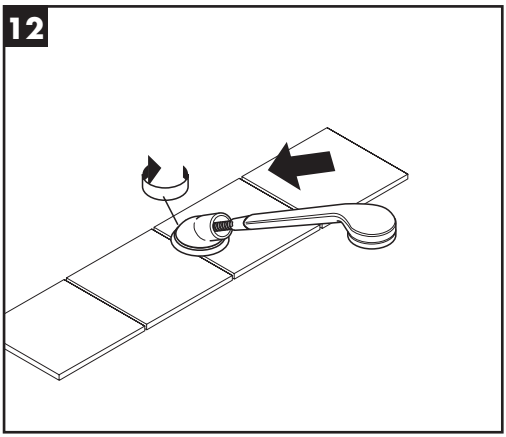

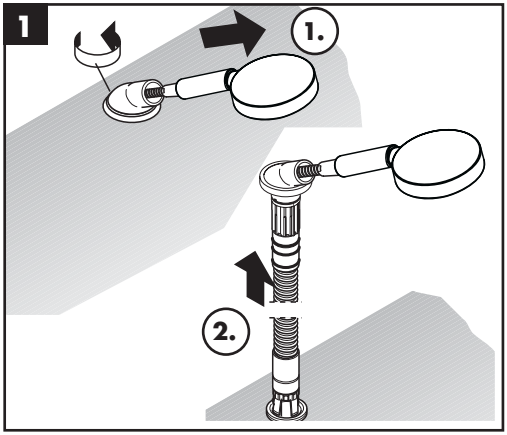
1
1.
2.

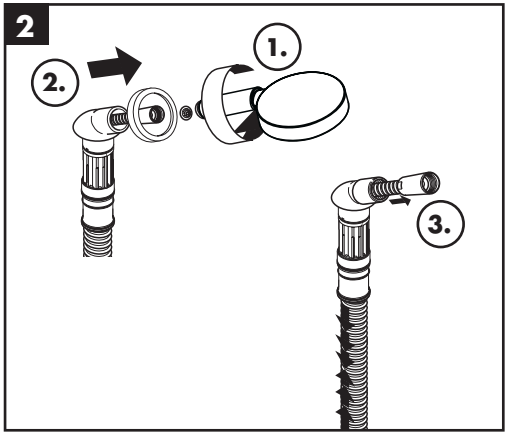
2
1.
2.
3.

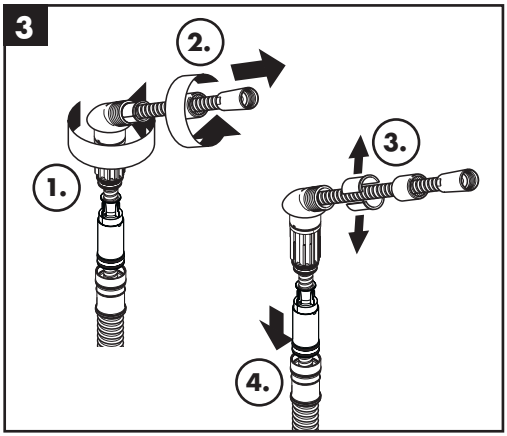
3
2.
1.
3.
4.

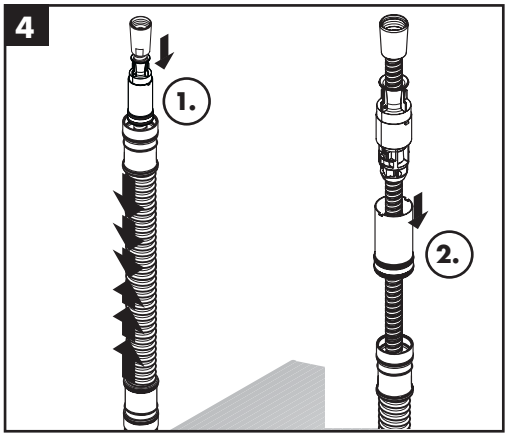
4
1.
2.

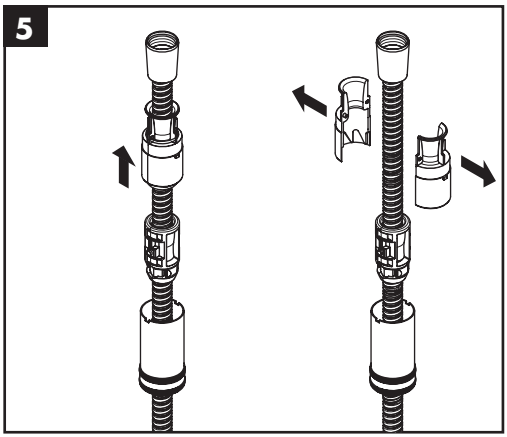
5

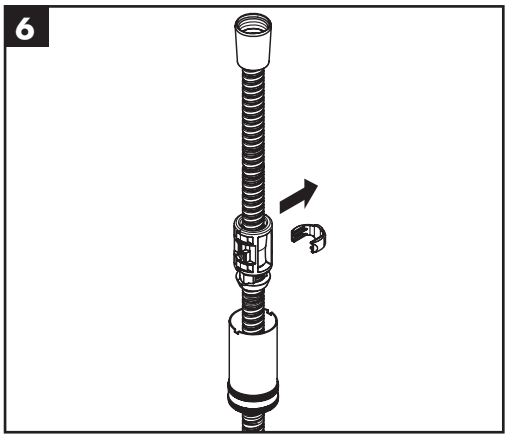
6

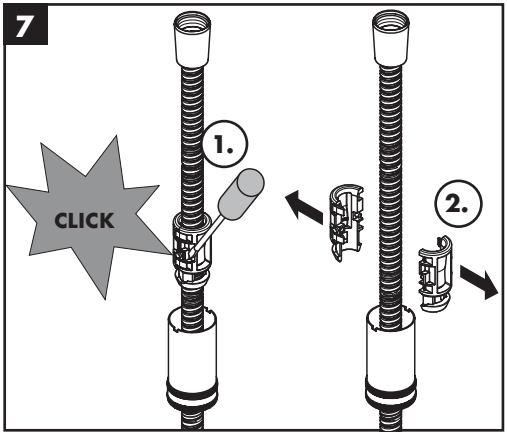
7
CLICK
1.
2.

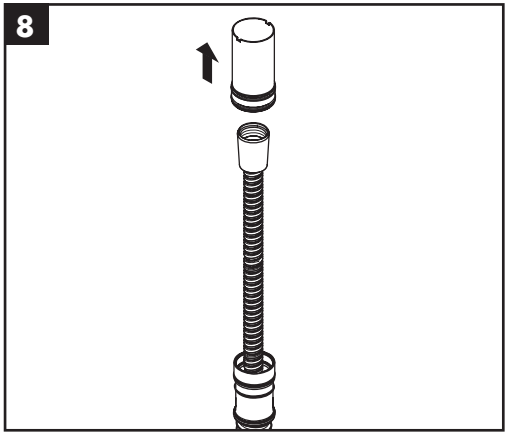
8

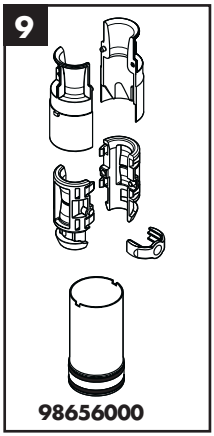
9
98656000

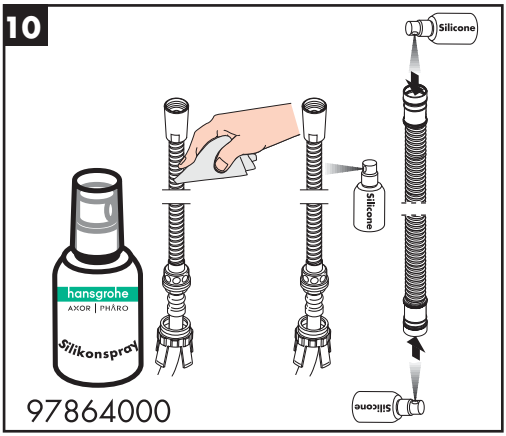
10
Silicone
hansgrohe
AXOR | PHARO
Silikonspray
97864000

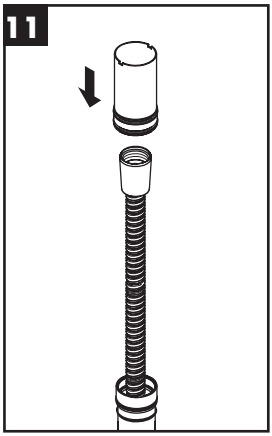
11

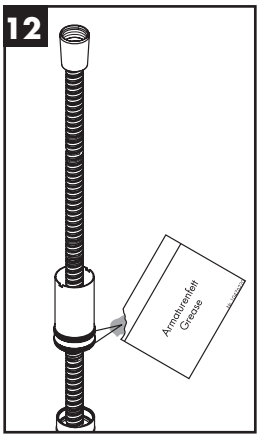
12
Armaturenfett
Grease

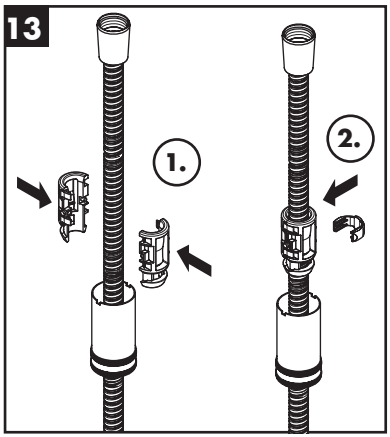
13
1.
2.

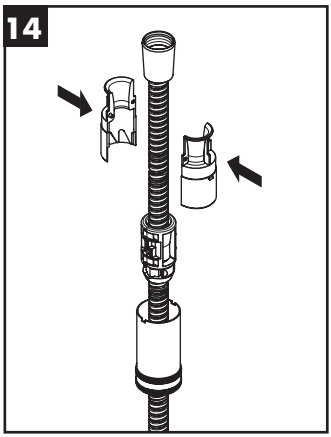
14

15

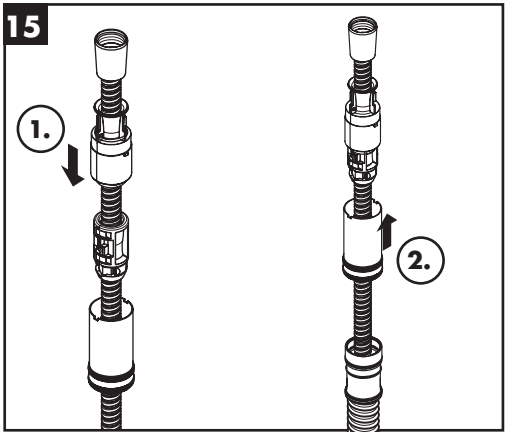

16

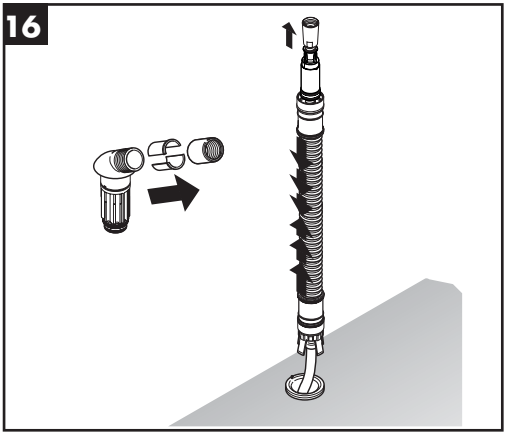

17

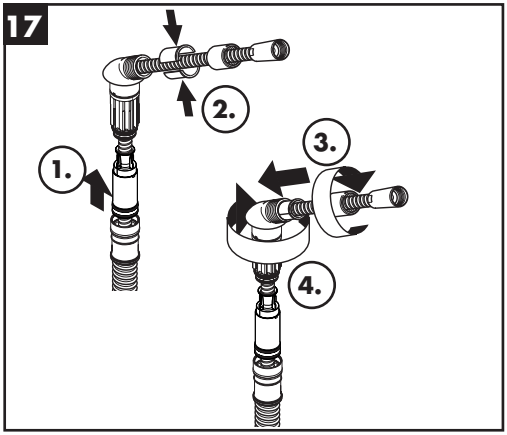

18

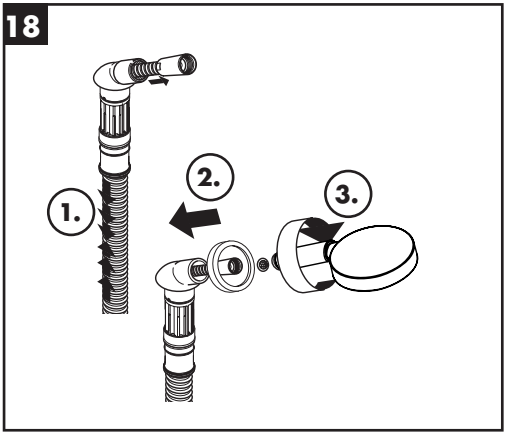

19

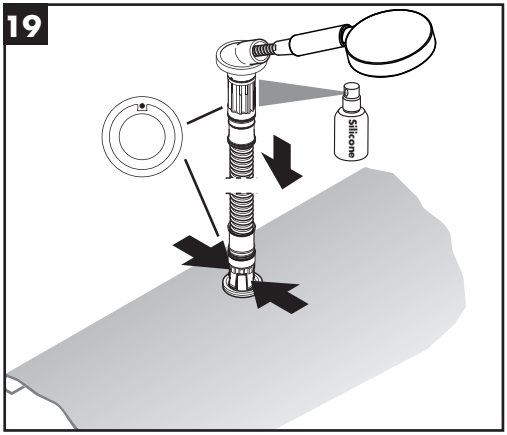

20

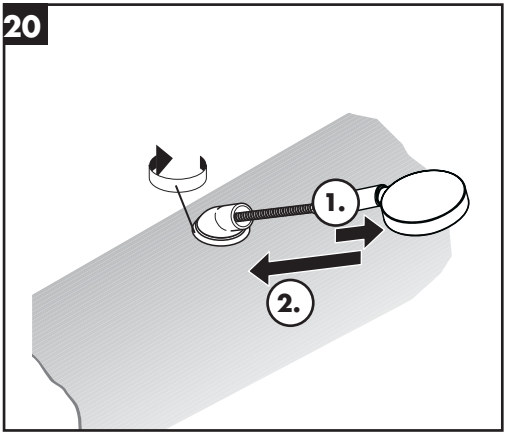

Hansgrohe SE · Klaus-Grohe-Str. 5-9 · D-77761 Schiltach · T: +49 (0) 78 36/51-1282 · F: +49 (0) 7836/511440
E-Mail: info@hansgrohe.com · Internet: www.hansgrohe.com

08/2014
9.08088.03